

If you have any questions, please contact me at jamie@teachmommyteach.com

Thank you for downloading!

You May:

- use these resources in your own home or classroom for non-commercial use.
- print as many copies as you would like.
- share the website link, <https://teachmommyteach.com/>, where this printable can be found, so that others can download the file.

You May NOT:



- sell, give away, or share a printed copy. Each person should download separately and print.
- print out a copy for multiple teachers, as in an entire school, co-op, or other group. Each teacher should download separately and print.
- link directly to the pdf. Instead, link to the page on <https://teachmommyteach.com/> or <https://teacherspayteacher.com/> where you found the download.
- claim this or any part of this printable as your own.
- alter this printable and claim it as your own.
- host any of the files on your personal or other websites that can be shared with others.
- Upload this resource to any file sharing sites

Credits!! Thank you Speaking of Images and Open Clipart!





<https://www.teacherspayteachers.com/Store/Speaking-Of-Images>



Your child will need to know the following letters and sounds for this story.

I i  



I says /i/ as in igloo.

P p  

P says /p/ as in pizza.

S s  

S says /s/ as in sun.

P p  

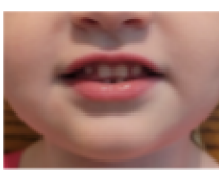

P says /p/ as in pizza.

L l  



L says /l/ as in lion.

C c  

C says /k/ as in cake.

N n  

N says /n/ as in nose.

D d  

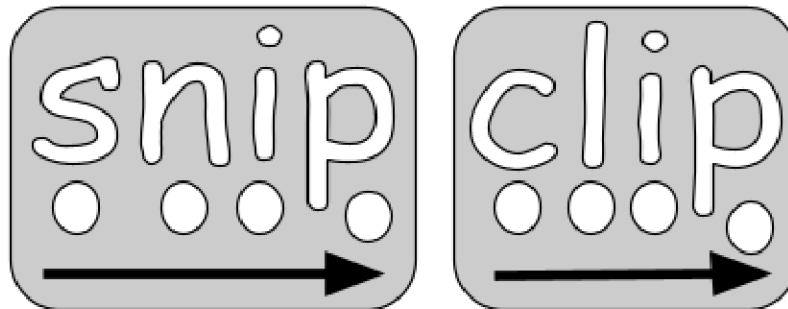
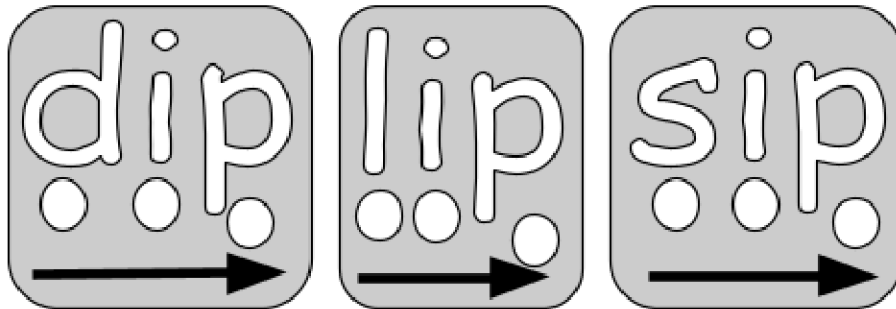
D says /d/ as in dog.

The IP Word Family



i p

Practice reading the following words.



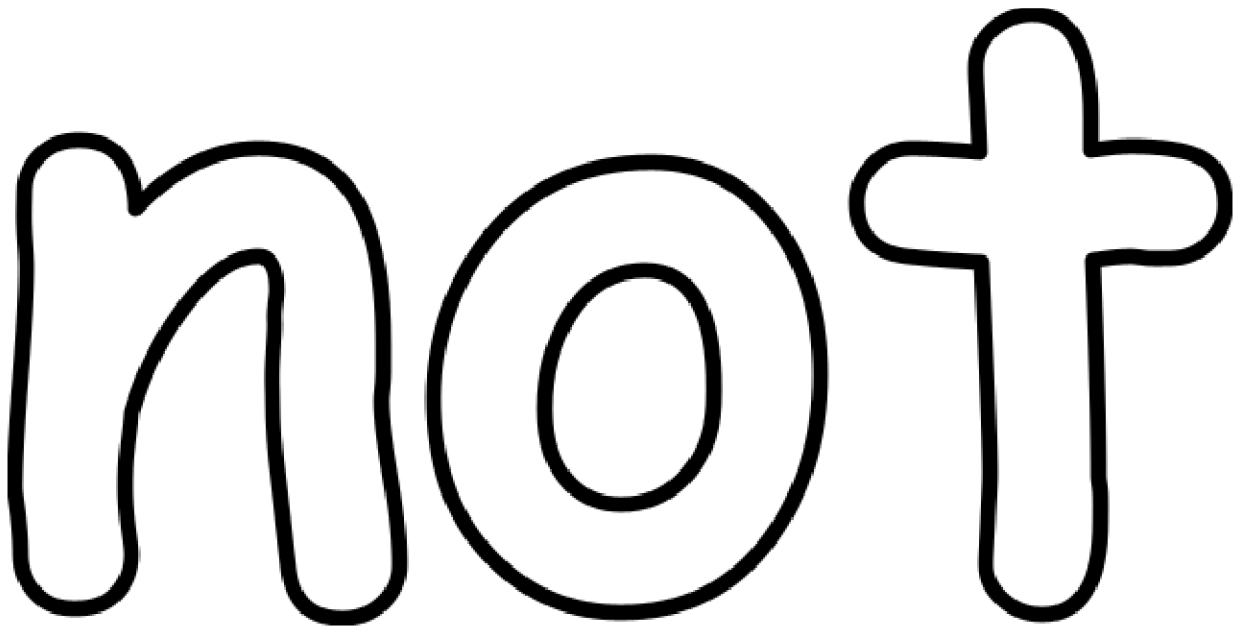
Name: _____

Sight Word: NOT

Have children practice reading the sight word NOT.

Your child can sound out this word.

Then have children color or paint the sight word NOT.



Complete the maze by following the word NOT.

start	not	was	not	not	not	
	not	not	not	look	not	
	me	but	go	said	not	
	you	a	to	a	not	
	in	of	said	look	not	end

Queen Esther

Children read the words in green and sight words in blue. Parents read the rest.

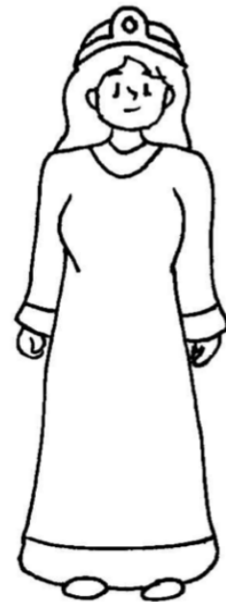
Queen Esther was one of God's chosen people, but the king did **not** know. Queen Esther knew that a man named Haman planned to get rid of God's people, but the king did **not** know.

"King, please come to a feast. You can **dip** your bread in butter and **sip** the best drink," Queen Esther requested. Her **lip**s trembled. She was **not** ready to tell the king about Haman's bad plan yet. She prayed.

Queen Esther did **not** forget to look her best at the feast. She gave her hair a **snip** and put her best **clip** in. "Have a **sip** of this best drink and let me **dip** your bread in the butter for you," said Esther.

The king was pleased. Queen Esther said, "I am one of God's chosen people, and Haman plans to get rid of all of God's people."

The king said, "I did **not** know, but do **not** worry. I will **not** let Haman's bad plan happen."



Queen Esther

Children trace and read the dotted words. Parents read the rest.

Queen Esther was one of God's chosen people, but the king did not know. Queen Esther knew that a man named Haman planned to get rid of God's people, but the king did not know.

"King, please come to a feast. You can **dip** your bread in butter and **sip** the best drink," Queen Esther requested. Her **knees** trembled. She was not ready to tell the king about Haman's bad plan yet. She prayed.

Queen Esther did not forget to look her best at the feast. She gave her hair a **snip** and put her best **clip** in. "Have a **sip** of this best drink and let me **dip** your bread in the butter for you," said Esther.

The king was pleased. Queen Esther said, "I am one of God's chosen people, and Haman plans to get rid of all of God's people."

The king said, "I did not know, but do not worry. I will not let Haman's bad plan happen."